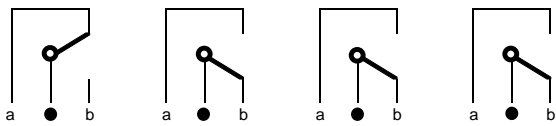


Beschaltung des Rundsteuerempfängers

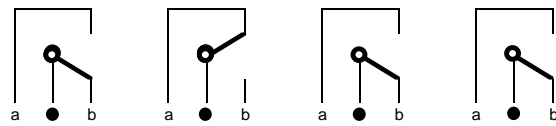
100 % - volle Einspeisung

100%



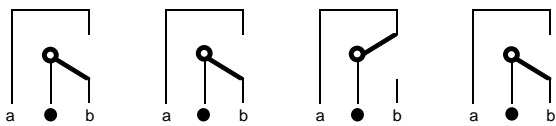
60 % - Einspeisung

60%



30 % - Einspeisung

30%



0 % - Einspeisung

0%

